

YCCO CY2025 Prior Auth Approval Rate and Timeliness



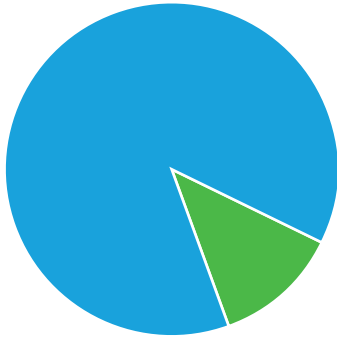
Type of Decision (Non-urgent)	How Many times this happened	Out of total requests	Percentage
Request Approved	12234	13867	88.22%
Request approved only after time for review was extended	38	56	67.86%
Request approved only after appeal	5	123	4.07%
Request denied	1633	13867	11.78%
Request denied after time for review was extended	18	56	32.14%
Request denied after appeal	118	123	95.93%

Type of Decision (Urgent)	How Many times this happened	Out of total requests	Percentage
Request Approved	1147	1215	94.40%
Request approved only after time for review was extended	5	12	41.67%
Request approved only after appeal	1	13	7.69%
Request denied	68	1215	5.60%
Request denied after time for review was extended	7	12	58.33%
Request denied after appeal	12	13	92.31%

Time to Decision in Days		
Priority	avg time to decision-days	median time to decision-days
Urgent	1.21	1
Non-Urgent	6.09	5

NON-URGENT AUTHORIZATION REQUESTS APPROVED VS. DENIED

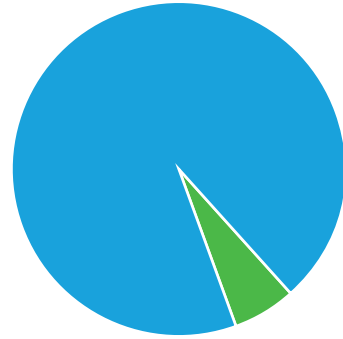
Request Approved, 12234, 88%



Request denied, 1633, 12%

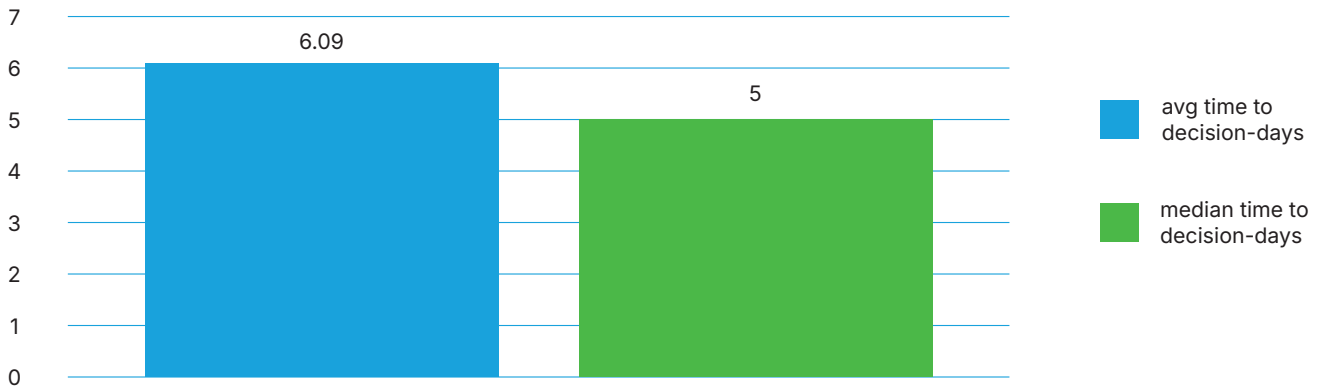
URGENT AUTHORIZATION REQUESTS APPROVED VS. DENIED

Request Approved, 1147, 94%



Request denied, 68, 6%

NON-URGENT AUTHORIZATION REQUESTS TIME TO DECISION-DAYS



URGENT AUTHORIZATION REQUESTS TIME TO DECISION-DAYS

